




Oakdale Electric Cooperative

Your Touchstone Energy® Partner 

P.O. Box 40
Oakdale, WI 54649-0040
Phone: (608) 372-4131 • (800) 241-2468
www.oakdalerec.com

RECEIVE OUTAGE ALERTS

SMARTHUB APP | iOS

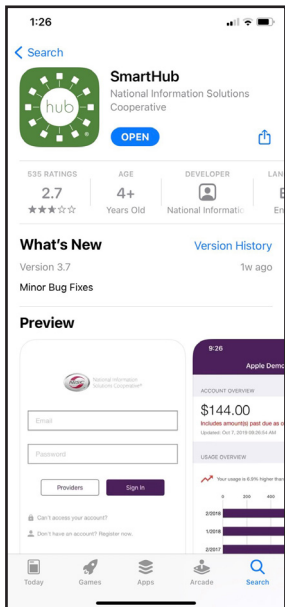
Oakdale Electric Cooperative [OEC] members have the option to receive text, and/or email alerts, and updates during an outage that may be affecting their electric service.

Here is a step-by-step guide for members to sign up for these alerts through the mobile **SmartHub for iOS** app, OEC's online bill payment and electric use monitoring tool.

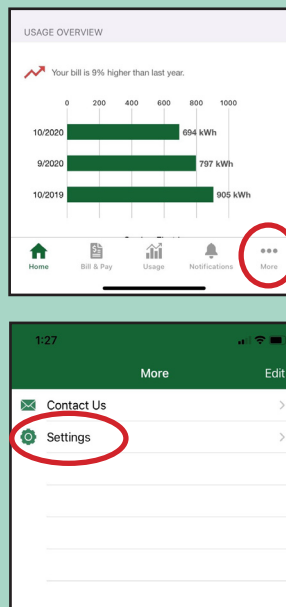
Members who have not signed up for SmartHub can do so here: <https://apple.co/3qdrzHx>

1. Log in to your SmartHub account via the mobile app.

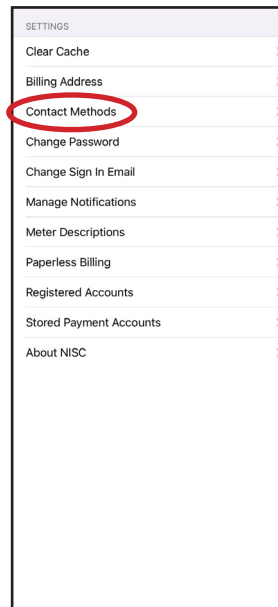
To download from the App Store, search **SmartHub**.



2. Select the three dots at the bottom right of the screen, then select **Settings**.

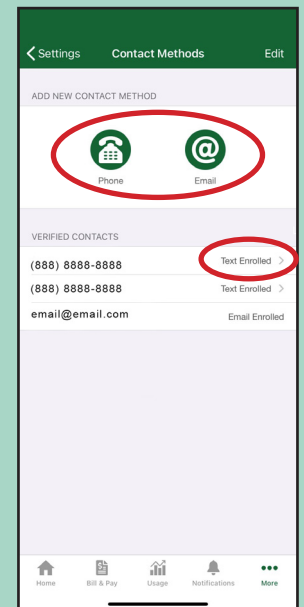


3. Next, select **Contact Methods** from the list of options.



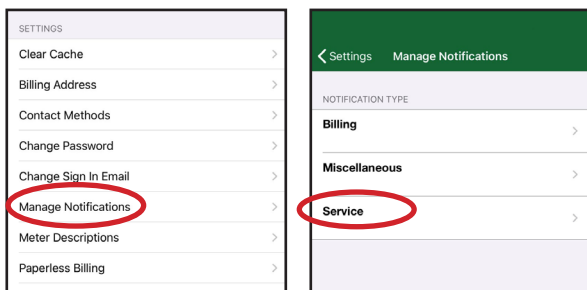
4. Add a **Phone** and/or **Email**, or update current entries.

Contacts must show **Text Enrolled** or **Email Enrolled**.



5. Navigate back to the settings screen and select **Manage Notifications** from the list of options.

Then, select **Service** from the three options.



6. Select what outage alerts you'd like to receive: **Power Outage** and/or **Power Outage Restored**. Next, select how you would like to receive your notification: **Text** or **Email**.

Slide button to right [highlighted green means alert is on], and **Save**.

